



## H2020 - Marie Skłodowska-Curie Actions (MSCA)

Country fact sheet: **Portugal (PT)**

Last refresh date: 08/03/2017

### H2020 Key facts and figures (2014-2020)

Number of PT researchers funded by MSCA:	<b>327</b>
EU budget awarded to PT organisations (EUR million):	<b>36.63</b>
Number of PT organisations in MSCA:	<b>112</b>

In detail, the number of the organisation participations and the budget awarded to them, as well as the number of researcher mobilities involving these organisations:

Action	Number of Participations of PT organisations*	EU contribution (in EUR million) to PT organisations	Number Of Projects	PT researchers involved	Researchers going to PT organisations
COFUND	3	N/A	3	7	0
IF	34	5.44	34	77	34
ITN	93	20.46	50	146	62
NIGHT	16	0.77	5	N/A	0
RISE	65	9.96	39	97	126
<b>Total:</b>	<b>211</b>	<b>36.63</b>	<b>131</b>	<b>327</b>	<b>222</b>

\* Number of Participations is the number of participations by organisations i.e. the total number of times that organisations in this country have participated in each action

### Ranking (among MS):

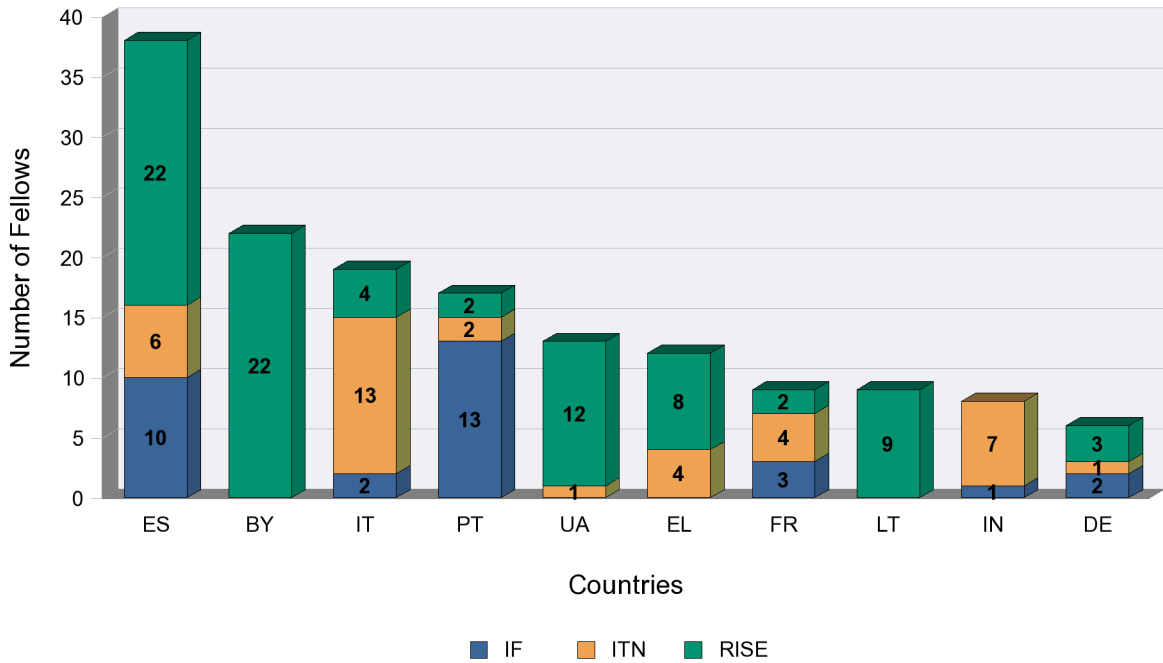
Success rate of PT applicants\* : **12.08 %**    MS average: **14.09 %**

Place	Ranking	PT		MS
10	No of applicants	2 321	2.50 %	92 730
13	EU contribution share (EUR million)	36.63	1.77 %	2 074.01
12	No of Participations of PT organisations	211	2.11 %	9 984

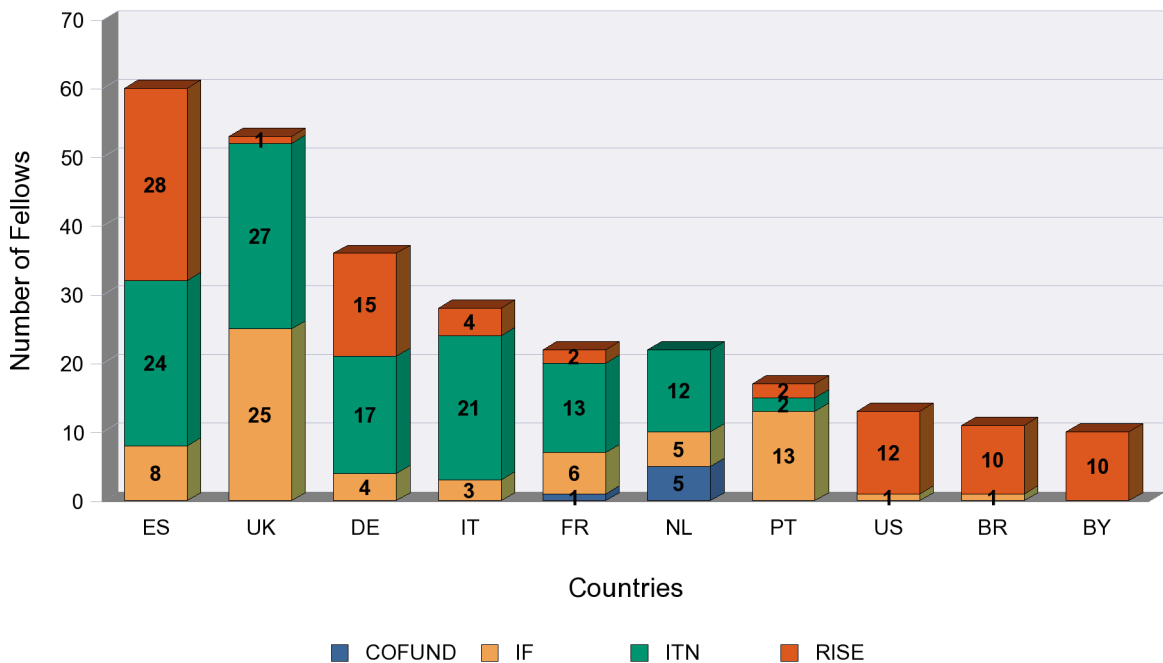
\* Success rate is determined by dividing the number of successful organisation participations to the number of eligible applying organisations.

**Mobility patterns: fellowships**

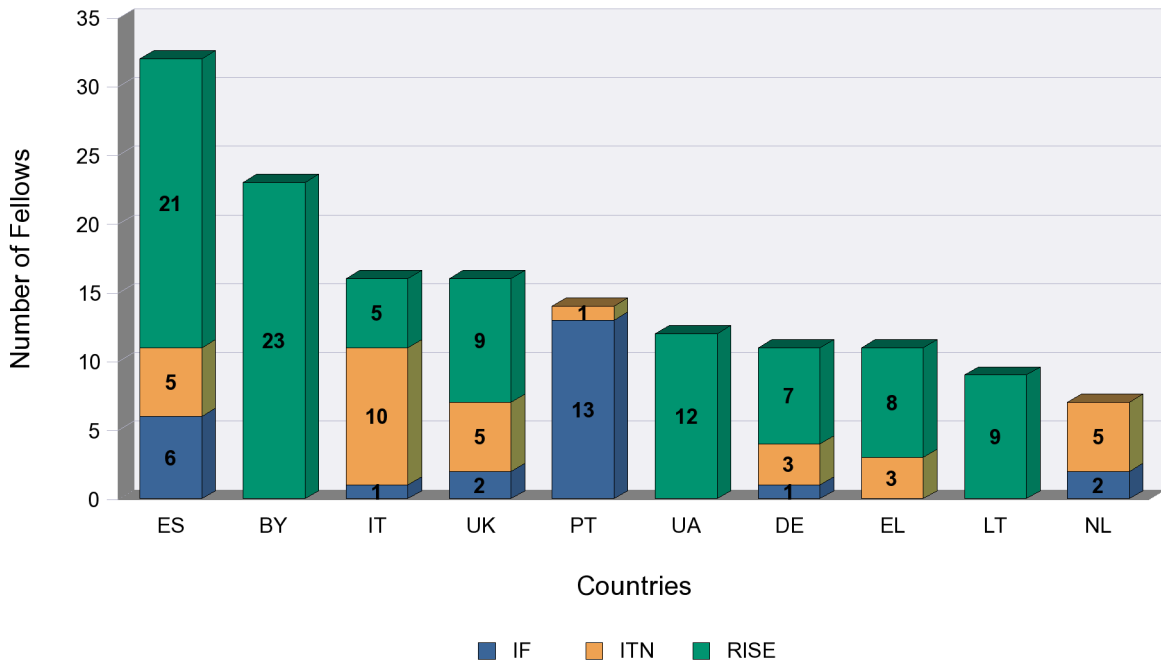
Fellows going to PT, grouped by their nationality (top 10 nationalities)



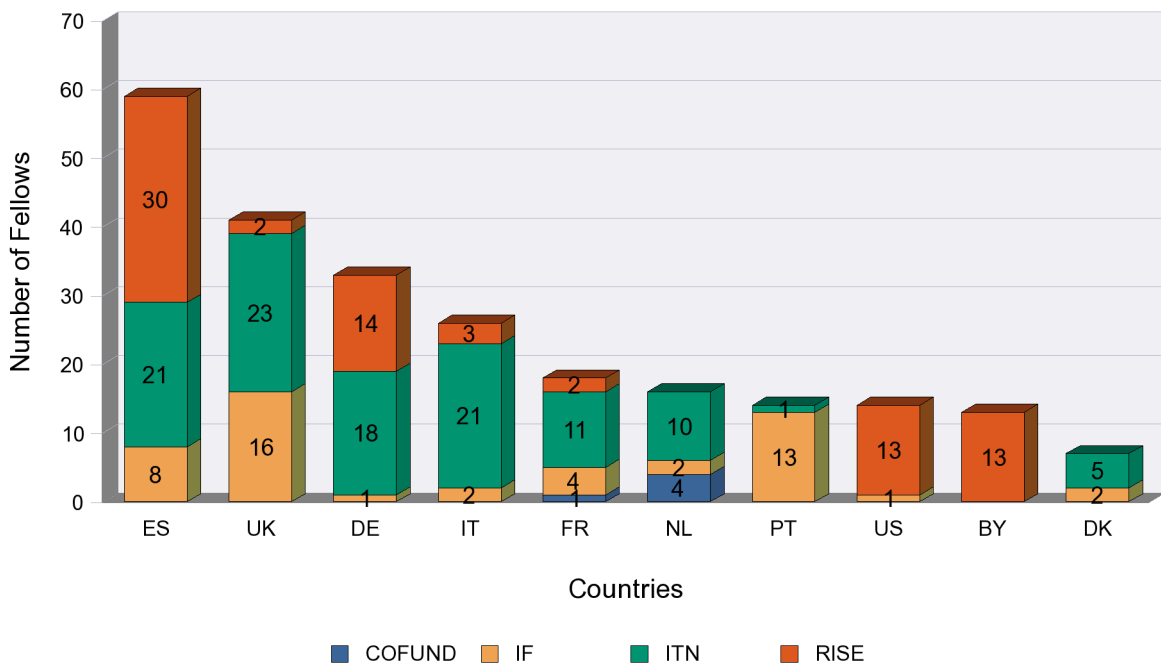
PT fellows (nationals) grouped by country of destination (top 10 countries)



#### Fellows going to PT, grouped by their residence (top 10 countries)



#### PT fellows (residents) grouped by country of destination (top 10 countries)

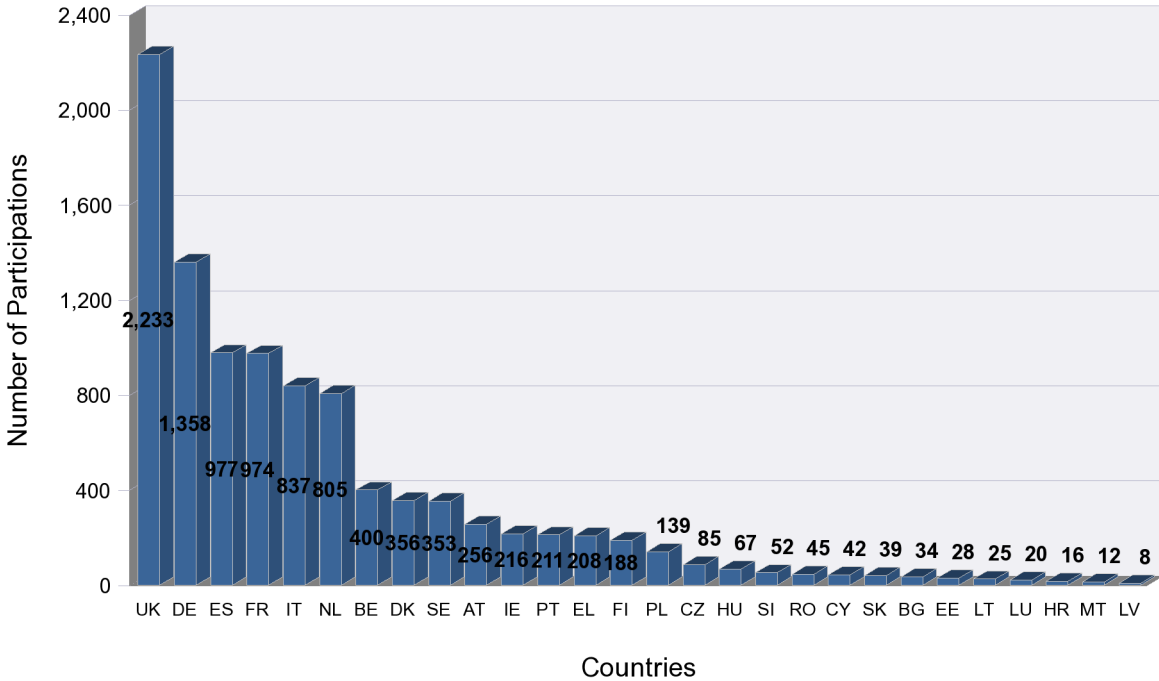


## H2020 - Marie Skłodowska-Curie Actions (MSCA)

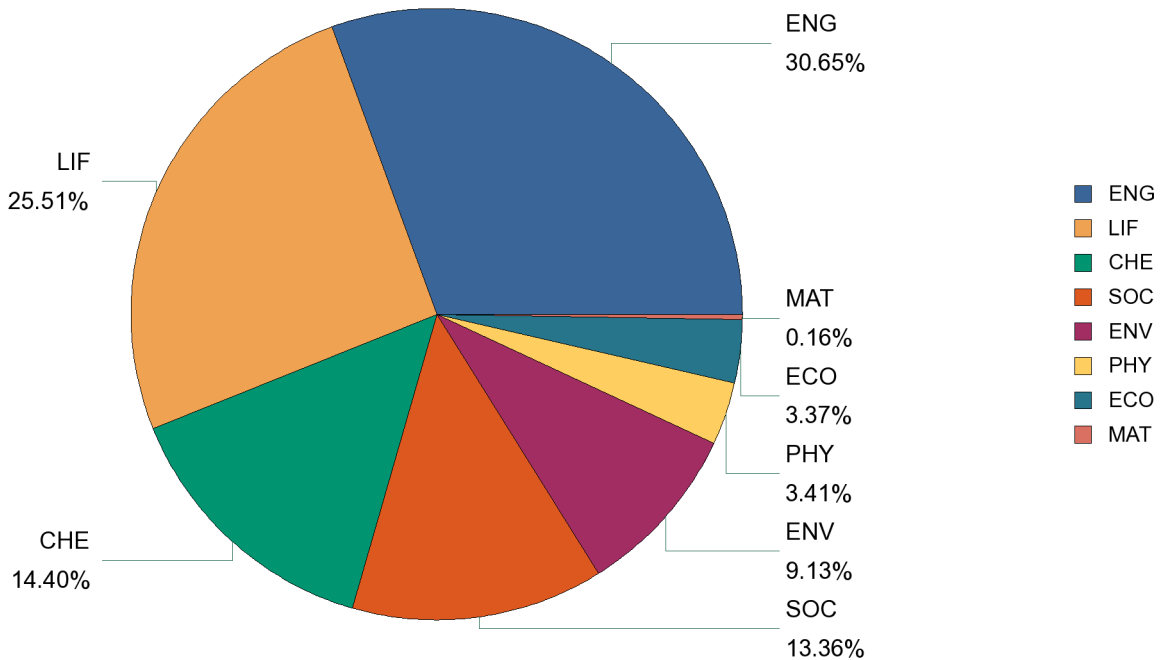
Country fact sheet: **Portugal (PT)**

Last refresh date: 08/03/2017

### Number of participations of MS organisations



### Financial distribution by scientific panel (PT)

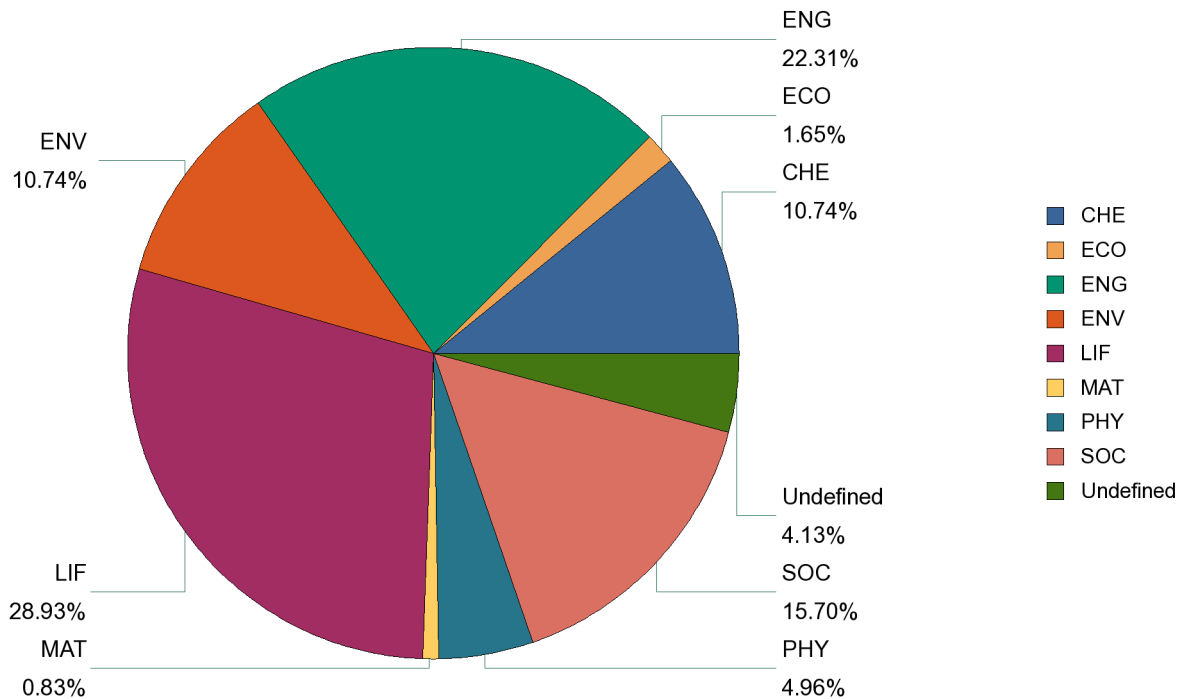


## H2020 - Marie Skłodowska-Curie Actions (MSCA)

Country fact sheet: **Portugal (PT)**

Last refresh date: 08/03/2017

### Project distribution by scientific panel (PT)



### Gender of PT researchers involved in MSCA actions

Scientific Panel	Female	Male
Total (MS)	41 %	59 %
Total (PT)	47 %	53 %
CHE	45 %	55 %
COFUND - DP	86 %	14 %
COFUND - FP	N/A	N/A
ECO	0 %	100 %
ENG	34 %	66 %
ENV	40 %	60 %
LIF	63 %	37 %
MAT	N/A	N/A
PHY	31 %	69 %
SOC	57 %	43 %



## H2020 - Marie Skłodowska-Curie Actions (MSCA)

### Country fact sheet: Portugal (PT)

Last refresh date: 08/03/2017

#### Top collaborative links with PT\*

Country	Number of Collaborations
DE - Germany	114
ES - Spain	114
UK - United Kingdom	113
FR - France	87
IT - Italy	82

\* A collaborative link is assumed to exist between each pair of participants in each contract. The number of collaborative links created by a project is calculated in the following way: When there are m participants from one country and p from another country in a project, the number of collaborative links created between the two countries as a result of the project is assumed to be m\*p.

#### Participating PT organisations by type of organisation

	Total	% Total	% Average MS
Academic	131	77.06 %	82.25 %
Non-Academic	39	22.94 %	17.75 %
• Private for Profit	30	17.65 %	15.05 %
• SMEs	27	15.88 %	7.04 %

\* All participants, excl. Partner Organisations in ITN and COFUND

#### Top PT participating organisations in terms of EU contribution (in EUR million)

Name	EU Contribution
UNIVERSIDADE DO PORTO	3.39
UNIVERSIDADE DE AVEIRO	2.81
INSTITUTO DE MEDICINA MOLECULAR	2.68
UNIVERSIDADE DO MINHO	1.95
INSTITUTO SUPERIOR TECNICO	1.40

#### Top PT participating organisations in terms of number of participations

Name	Number of participations
UNIVERSIDADE DO PORTO	14
UNIVERSIDADE DE AVEIRO	11
UNIVERSIDADE DO MINHO	10
INSTITUTO DE MEDICINA MOLECULAR	8
FUNDACAO CALOUSTE GULBENKIAN	6



## H2020 - Marie Skłodowska-Curie Actions (MSCA)

Country fact sheet: **Portugal (PT)**

Last refresh date: 08/03/2017

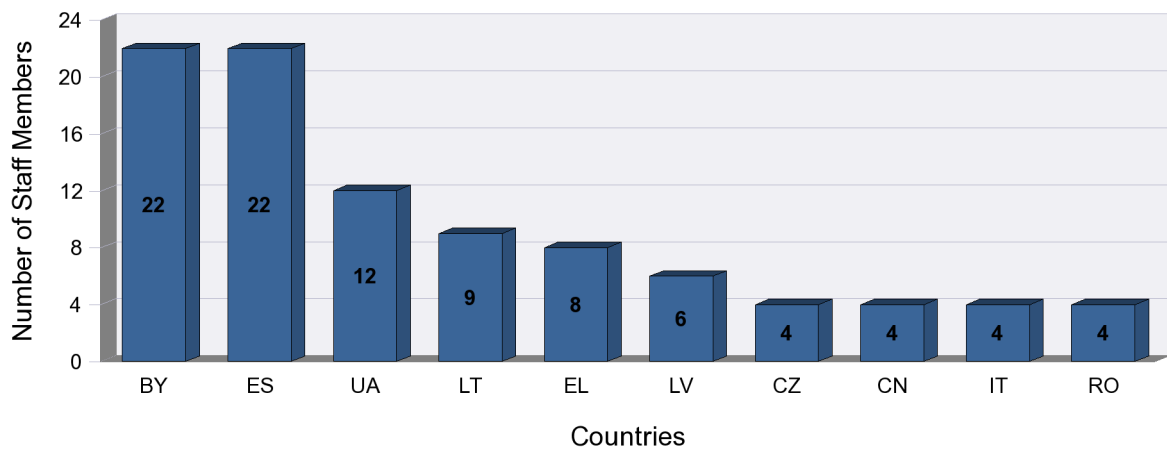
### Top PT private for profit entities participations

Name	Number of participations
SMALLMATEK - SMALL MATERIALS AND TECHNOLOGIES LDA	3
SILICOLIFE LDA	2
INOVAMAI - SERVICOS DE CONSULTADORIA EM INOVACAO TECNOLOGICA S.A.	1
STAB VIDA INVESTIGACAO E SERVICOS EM CIENCIAS BIOLOGICAS LDA	1
DEIMOS ENGENHARIA S.A.	1

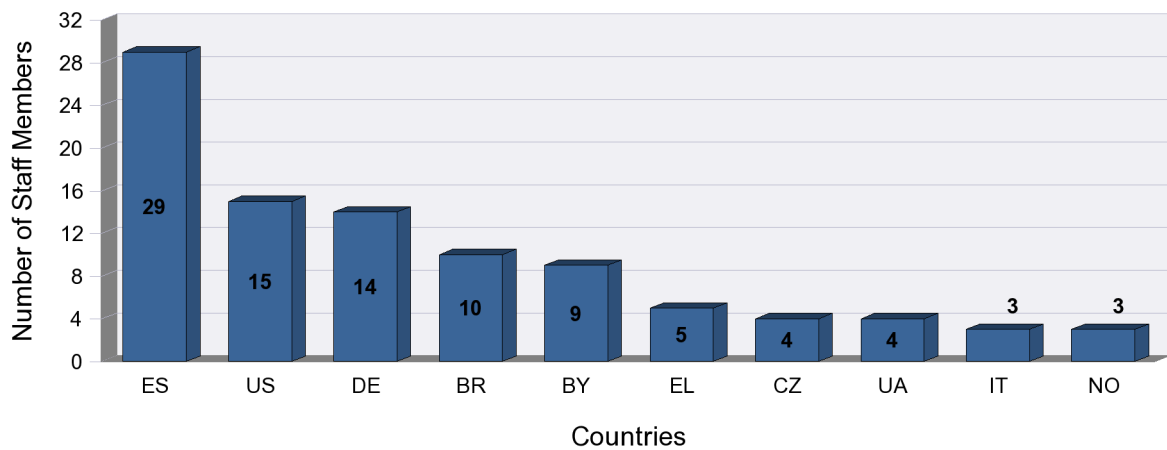
\* All participants, excl. Partner Organisations in ITN and COFUND

**Research and Innovation Staff Exchange (RISE) mobility pattern**

**Staff members going to PT, grouped by the sending organisation country (top 10 countries)**



**Staff members sent by PT, grouped by the host organisation country (top 10 countries)**





## **List of the MS group country codes and their respective name**

---

<b>[PJ] Country Code</b>	<b>[PJ] Country Name</b>
AT	Austria
BE	Belgium
BG	Bulgaria
CY	Cyprus
CZ	Czech Republic
DE	Germany
DK	Denmark
EE	Estonia
EL	Greece
ES	Spain
FI	Finland
FR	France
GI	Gibraltar
HR	Croatia
HU	Hungary
IE	Ireland
IT	Italy
LT	Lithuania
LU	Luxembourg
LV	Latvia
MT	Malta
NL	Netherlands
PL	Poland
PT	Portugal
RO	Romania
SE	Sweden
SI	Slovenia
SK	Slovakia
UK	United Kingdom